

T-Shirt Size Guide

Fits True to Size

Product Measurements



1. Collar circumference

Measure by wrapping a piece of tape around a person's neck.

2. Chest

Measure all the way around the chest under the armpits.

3. Waist

Measure the full length around the waistband.

4. Length

Measure from the neckline to the hem.

5. Sleeve length

Measure from the shoulder seam to the end of the sleeve.

6. Cuff circumference

Measure the full length around the cuff of the garment.

7. Hem circumference

Measure the full length along the edge of the garment's hem.

8. Shoulder

Measure from one shoulder seam to the other shoulder seam.

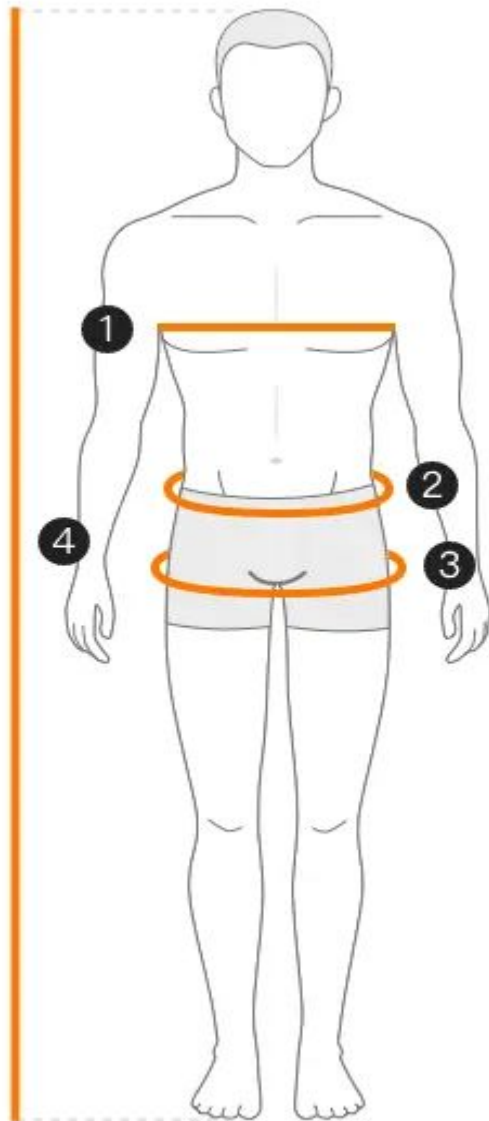
9. Underbust

Measure around the body directly under the bust.

10. Armhole

Measure along the armhole.

Body Measurements



1. Bust

Measure the circumference of the fullest part of your bust.

2. Waist

Measure the thinnest part of your waist.

3. Hips

Measure the fullest part of your hips.

4. Height

Measure your height.

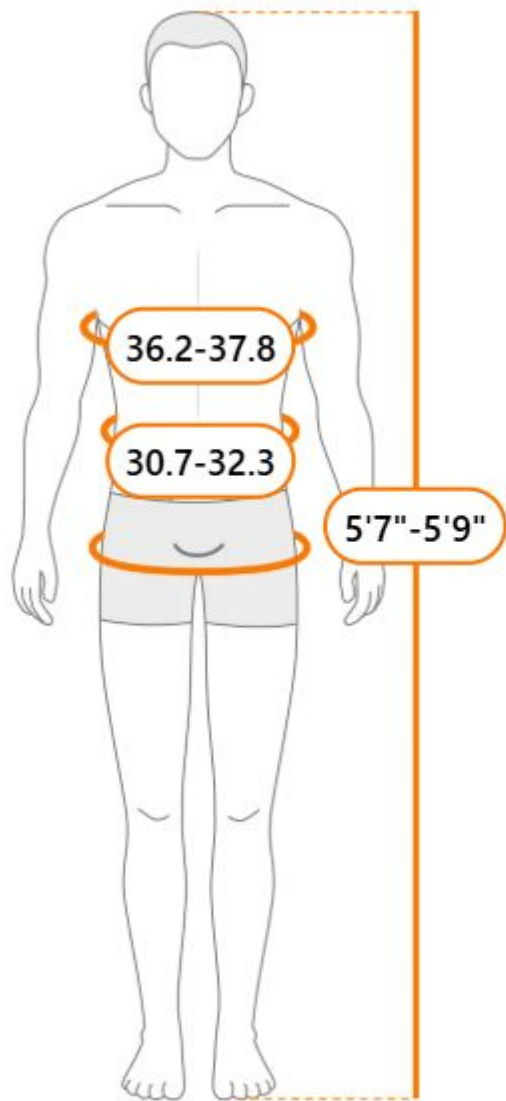
Body Chart

Label Size	US ▼	Bust	Waist	Height
S	36	36.2-37.8	30.7-32.3	5'7"-5'9"
M	38	37.8-39.4	32.3-33.9	5'9"-5'11"
L	40	39.4-41.4	33.9-35.9	5'11"-6'1"
XL	42	41.4-43.3	35.9-37.8	6'1"-6'3"
XXL	44	43.3-45.3	37.8-40.2	6'1"-6'3"
XXXL	46-48	45.7-48.5	40.6-42.9	6'3"-6'5"

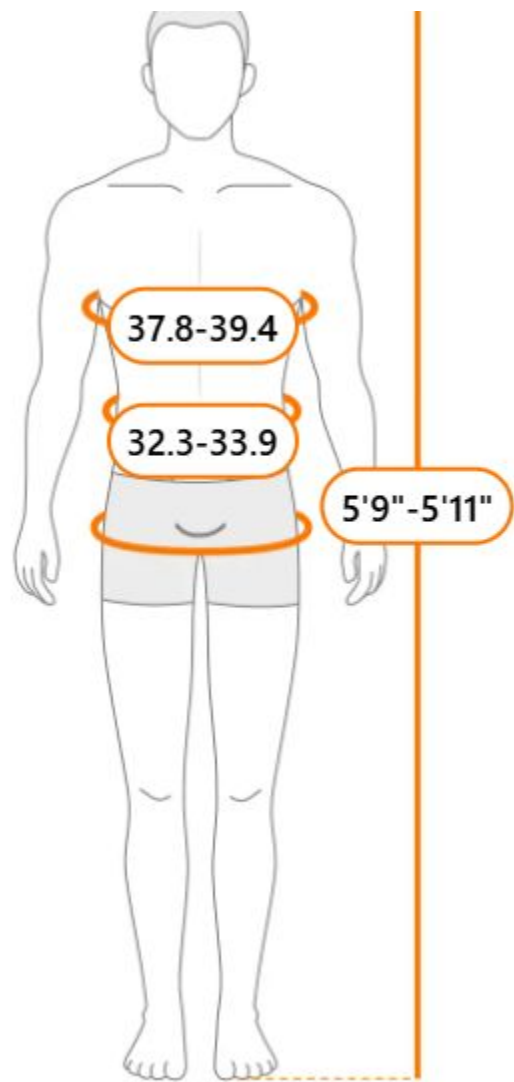
Product Chart

Label Size	US ▼	Shoulder	Chest	Length	Sleeve length
S	36	16.9	37.8	27.6	8.3
M	38	17.7	41	28	8.7
L	40	18.5	44.1	28.8	9.1
XL	42	19.3	47.3	29.9	9.5
XXL	44	20.5	50.4	31.5	9.9
XXXL	46-48	21.7	53.6	33.1	9.9

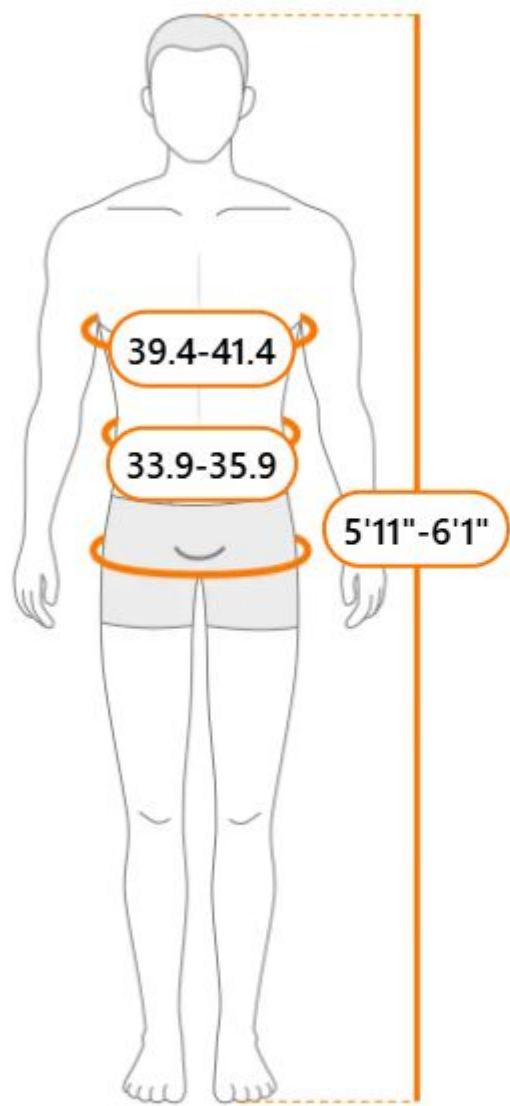
Small



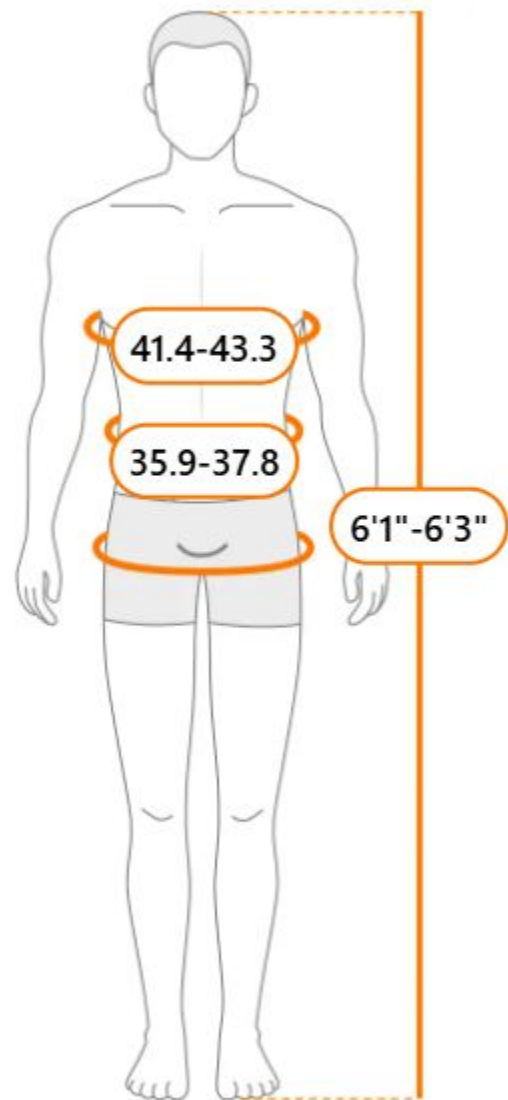
Medium



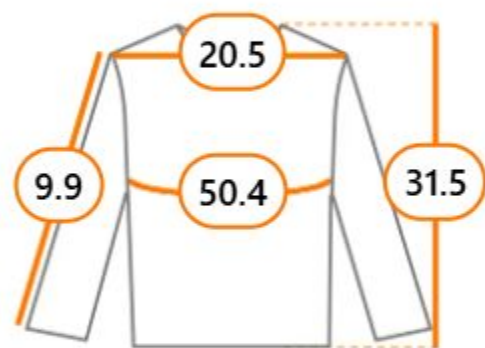
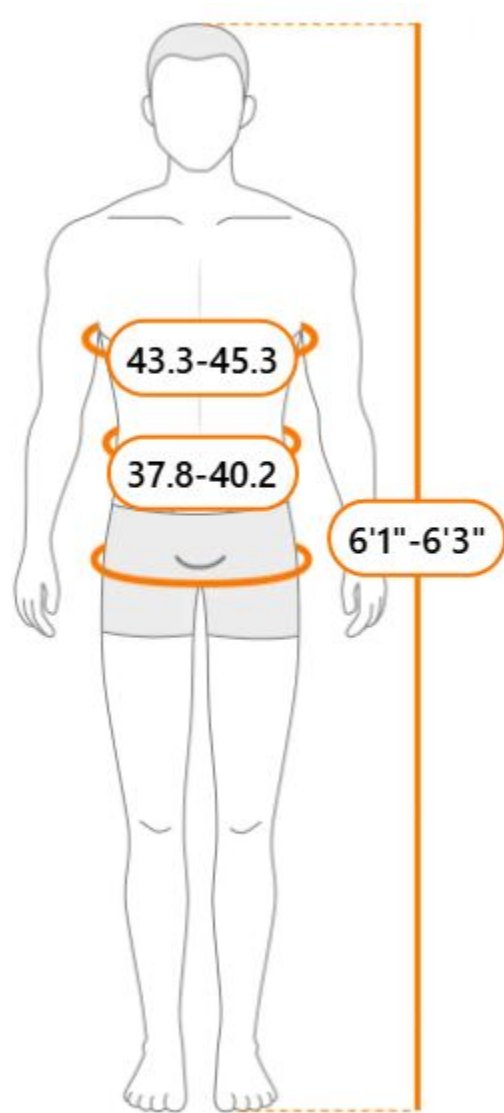
Large



X-Large



XX-Large



XXX-Large

